

# Performance Prediction for a Code with Data-dependant Runtimes

B. P. Foley\*    D. P. Spooner    P. J. Isitt    S. A. Jarvis    G. R. Nudd

Dept. of Computer Science, University of Warwick, Coventry, CV4 7AL, UK

## Abstract

In this paper we present a preliminary predictive model for a key biomedical imaging application in the UK e-Science IXI (Information eXtraction from Images) project [1]. This code represents a significant challenge for our existing performance prediction tools as it has internal structures that exhibit highly variable runtimes depending on qualities in the input data provided. Since the runtime can vary by more than an order of magnitude, it has been difficult to apply meaningful quality of service criteria to workflows that use this code. The model developed here is used in the context of an interactive scheduling system which provides rapid feedback to the users, allowing them to tailor their workloads to available resources, or to allocate extra resources to scheduled workloads.

## 1 Introduction

For grid applications to function efficiently, they rely on middleware services to manage resources and allocate them to tasks amongst variable and unpredictable application workloads. Tools that measure the performance of various resources and estimate the runtimes of tasks on these resources can provide essential data that enable Grid schedulers to perform more efficient task scheduling, and make it possible to deliver sustainable Qualities of Service.

Previous performance work at Warwick has focused on performance prediction with a tool called PACE [2] and an adaptable scheduling system called TITAN [3]. The PACE tools assist the user in generating analytical performance models that can account for the computations, network communications and cache utilisation of an application. The evaluation of these models allows the performance and scalability of parallel applications to be estimated on different architectures. TITAN is a scheduler that creates schedules from groups of workflows by allocating them to nodes on the local cluster and by using a genetic algorithm continually refines that schedule. The genetic algorithm is aware of QoS requirements for a workflow and its adaptive nature allows it to respond to changes in resource availability almost in-

stantly.

Here, we describe two improvements to this system. The first is a demonstration of how PACE models can be extended to cope with applications whose runtime varies significantly depending on the kind of data provided. The application used for this is `nreg`, a tool developed as part of a UK e-Science medical imaging project. This IXI project [1] demonstrates how grid-computing technologies can be used to enable large scale image processing and medical image analysis. Connectors in IXI's workflow manager can submit jobs to dedicated clusters, Condor-managed workstations, or to the National Grid Service.

Secondly, we show that when rapid performance prediction is available, it is possible to develop tools that allow the end user to experimentally construct workflows and let the scheduling and prediction systems provide preliminary estimates on how long the workflows will take to complete. The user can then examine this schedule and decide whether or not it meets their requirements. If it does not, they can modify the workflow as they see fit, either in the hope of doing extra useful work, or of getting usable results back more quickly. As the workflow changes, the predicted schedule updates with it and this *closing the loop* between the user, application and scheduler allows the both the user and scheduler to provide valuable feedback to each other that would not otherwise be available to the other.

---

\*High Performance Systems Group, Dept. of Computer Science, University of Warwick, Coventry. Email: {bfoley, dps, pji}@dcs.warwick.ac.uk

## 2 nreg Image Registration

`nreg` is a medical imaging tool [4] used to perform non-rigid registration on pairs of 3-D MRI scans. It differs from other registration algorithms in that it uses a mesh of B-splines to capture both local deformation and global motion between the two images and its similarity measure is based on normalised mutual information which allows it to align images from different MRI modalities such as CT, MR and PET. It has been shown to be highly effective at compensating for misregistration in breast MR images and for isolating tumour growth for visualisation purposes.

The use of B-splines has desirable numerical attributes, including smoothness, continuity, and the property that moving a control point only affects the transformation in the local neighbourhood of the control point, making it computationally tractable to use large numbers of points.

### 2.1 The algorithm

The core of the algorithm is a gradient descent optimisation with thousands of degrees of freedom (three for each control point). The algorithm fits a uniform mesh of control points onto the 3-D image. A function called `EvaluateDerivative` is called for each control point to experimentally move them by a fixed step-size in the  $x$ ,  $y$  and  $z$  axes, and measure the effect of this motion on the transformation using a fitness function. If there is an improvement, the best set of motions is kept. This process is controlled by a function called `EvaluateGradient` and if it judges that there is sufficient overall improvement (ie we are on a sufficiently steep path in our multidimensional space), the fitting process is repeated for another iteration.

When the fitting yields little or no improvement over the previous results, the process of iteration is stopped, the step-size is halved and a new round of fitting is performed. Once the step-size reaches a certain threshold, significant improvements in the fitness of the transformation are unlikely to occur and the optimisation is halted.

To account for global motion as well as local deformations, this entire optimisation process is performed at several different image resolutions, starting with a low resolution image and repeatedly doubling the image resolution. After each optimisation, the number of points in the mesh is doubled in each dimension and a B-spline subdivision algorithm is used to insert the new points.

The fitness function consists of two components: the first imposes some costs on the transformations

to make sure they are well formed. For example, one cost encourages smoother transformations by calculating a 3-D analogue of an equation that describes the bending energy of a thin sheet. Transformations that require more bending energy (and are therefore have more local irregularities), are penalised.

The second component is a technique for measuring the similarity between two images. It calculates the normalised mutual information of the two images, a statistical measure from information theory that quantifies how much information one image contains about the second.

### 2.2 Computational Costs

The runtime of `nreg` is limited by the speed of the CPU and main memory. Upon initialisation `nreg` reads two image files into main memory and constructs the set of subsampled images that are used later in the registration process. For images that take a long time to register this setup phase takes a negligible amount of the total runtime. Other than these reads and the final write of the transformation to an output file no disk I/O occurs.

Several factors account for the bulk of the the runtime of `nreg`:

1. All else being equal, the runtime is proportional to the number of voxels in the target image.
2. All else being equal, the runtime is proportional to the number of control points in the transformation mesh (i.e., the number of calls to `EvaluateDerivative` per iteration).
3. All else being equal, the runtime is proportional to the number of iterations of the fitting function (`EvaluateGradient`).
4. For each call of `EvaluateDerivative`, there is a fixed cost of computing and then clearing the overall normalised mutual information statistics. This cost is proportional to the number of control points.
5. For each call of `EvaluateDerivative`, there is a highly variable cost associated with gathering the statistics relating the transformed source.

The first two factors are predictable and can be reduced to simple analytical expressions.

Intuitively, factor 3 seems very difficult to predict, as it is related to the overall difficulty in matching the two images. However, as can be seen in table 1, although it has a strong correlation to the

Target	Source	Iterations	Runtime
b7_s2	b7_s2	15	3863s
b7_s2	b7_s1	44	14210s
b9_s2	b9_s1	83	26940s
b9_s4_e2	b9_s3_e2	114	4284s
b9_s3_e2	b8_s3_e2	134	3515s

Table 1: EvaluateGradient iterations

runtime, this effect can often be occluded by other factors.

Factor 4 exhibits some variance depending on the input images, but it is several times less than the large differences in runtime in table 1. In fact, the bulk of the variation comes from factor 5.

Table 2 was generated by running a number of sample registrations under the profiling simulator callgrind [5]. Callgrind uses an x86 CPU emulator to execute user processes and accounts for the number of CPU cycles spent waiting for memory accesses by simulating the behaviour of the first and second level caches. The table shows that while the cost of calculating the statistics is quite stable, the cost of gathering the image statistics from the results of moving a control point is highly variable: in some images it dominates the runtime, for other images it is a much smaller factor. The table shows only average costs across the entire execution of the program, but when parallelising `nreg` we found that the cost of EvaluateDerivative varies widely from one control point to another.

### 2.3 Parallelisation

Since the runtime of `nreg` can be extensive (tens of hours), it may be desirable to have a parallel version of `nreg`. Despite the inefficiencies introduced by parallelisation overheads, it can improve turnaround and resource utilisation in cases where a user has many free machines and wishes to perform small registration workflows. Depending on the requirements of a workflow, a mix of sequential and parallel tasks can provide the best overall use of the system.

The processing performed by `nreg` as described in the previous section is almost entirely CPU and memory bound, and this lack of I/O removes one potential barrier to a scalable parallelisation. On the other hand, the internal workings of `nreg`'s algorithm appear less amenable to parallelisation: they involve an unknown number of iterations of mesh transformation, each dependant on the last. Furthermore this occurs at several different step-sizes and resolutions.

However, the amount of work done inside each

Target	Source	Gather	NMI eval/clr
b7_s2	b7_s2	721kc/iter	244kc/iter
b7_s2	b7_s1	816kc/iter	254kc/iter
b9_s2	b9_s1	945kc/iter	282kc/iter
b9_s4_e2	b9_s3_e2	99kc/iter	246kc/iter
b9_s3_e2	b8_s3_e2	93kc/iter	286kc/iter

Table 2: EvaluateDerivative costs

iteration is substantial. It involves the experimental movement of thousands of control points and, as observed before, the use of B-splines means that the movement of control points only affects voxels in the vicinity of those control points. The effect of each of these movements can be calculated independently and thus in parallel with all the rest. The simplest parallel decomposition would involve dividing the work into N equal pieces and handing one to each CPU. This decomposition is simple and needs no communications to arrange, but is inefficient on hetrogenous systems or systems with varying load: the overall runtime is limited by the speed of the slowest CPU. Also our analysis has shown that the variable cost of gathering the image statistics means different amounts of work occur per candidate move, making it impossible to statically divide up the workload into equal chunks. This leads us to our current parallelisation technique: a simple master/slave decomposition of the workload. Approximately 95% of the application's runtime is spent in a very small portion of the code. The remainder of the code runs identically and in lockstep on each CPU. When they reach the inner transform fitting iteration, one CPU (the master), hands out small packets of work to each of the slave CPUs in turn. This work involves computing the effect of moving a small number of control points. When this work is completed, the results are passed back and more work is received. When all the movements for an iteration have been completed, the master distributes all the results to all the CPUs. Then every CPU returns to 'lockstep mode', executing the same code as every other until they enter the next iteration.

The code changes needed to implement this were minimal: about 200 lines of new code were introduced. As can be seen from table 3, it's fairly effective for such a simple parallelisation. It scales adequately on smaller experimental clusters, but the scaling is insufficient for a larger production system, especially for a code that is in principle quite amenable to parallelisation. However this is a 'quick and dirty' untuned parallelisation and it is quite probable that further improvements can be made with little effort.

CPUs	Runtime	Speedup
1	58320s	1.00x
2	31895s	1.83x
4	19340s	3.02x
8	14045s	4.15x
16	9625s	6.06x

Table 3: Parallel scaling of `nreg`

### 3 Predictive model

The workflows that TITAN can currently support for IXI include `nreg` and two other codes - BET [6] and FAST [7]. These pre-process input images for use with `nreg` and perform a fixed amount of per-voxel work that is directly related to the input parameters and size of the input image. They can be analysed using PACE tools and analytical expressions for each are readily formed. Performance tests reveal that these models yield a high level of predictive accuracy, with the relative error of predicted vs. measured execution time typically less than 10%.

The `nreg` model is less straight-forward. The program has been empirically described as ‘unpredictable’ in that the execution time varies widely. This variation is caused partly by the variation in the number of mesh fitting iterations that occur and partly because of the variable amount of work required to calculate the improvement generated by moving each point. In some execution scenarios, there are a large number of very fast iterations of `EvaluateGradient`. In other scenarios, the routine is called far less frequently, but the runtime is also much slower. From source code analysis, study of the internal data structures and analysis of profiling traces, it is apparent that the execution time of `nreg` correlates most strongly with the choice of ‘target’ image. This is the second of the two input images and is the image that the first image (the source) is registered against. The sensitivity to the target image is dramatic and can effect the overall execution time by an order of magnitude.

Figure 1 illustrates the variability in the overall runtime and Table 1 shows the number of iterations that can occur for different images and how it may affect runtime. The difficulty in predicting the execution time for `nreg` is related to anticipating, a priori, how many iterations will occur and their overall costs.

#### 3.1 Pre-model work parameter

Despite the variations in runtime, we have identified four *classes* of execution behaviour. The steps

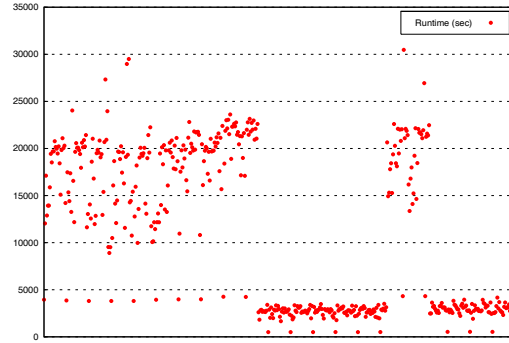


Fig. 1: Runtime variation for different images

between these classes are significant - an average ‘low’ class will run for 2500s on a 2.8GHz P4 architecture, while an average ‘high’ class will run for 18000s on the same machine. TITAN is able to compensate when tasks complete earlier than expected (see below) or over-run – so it was felt that, initially, it was sufficient to attempt to identify which class the execution belonged to.

One approach to estimating the runtime is to pre-process the destination image to distinguish whether it is likely to cause more (or less) work than other images. Earlier work on PACE addressed a related problem where a data-dependent application, a lossless video compressor, performed an inexpensive initial scan over the data to identify potential features that would affect the runtime [8]. The result of this analysis yielded a model parameter that could be used by PACE’s evaluation engine. Unfortunately, while some statistics such as intensity variations or various information theoretic properties can be found in the MRI scans, these do not (directly) reveal the effect the image has on the gradient descent solver.

Static analysis of the code revealed that while data sensitivity is significant, the program’s runtime is also related to the size of the input image and the number of control points used. If the image has smaller physical dimensions (or is of a lower resolution), there is less work to do. This feature can be exploited by using `nreg` itself to generate the pre-model parameter. Running the program with a subsampled version of the image, it is possible to obtain an indicator of execution time and classify which band the image will fit into.

As can be seen by figure 2, even when two pairs of images have the same global features (by virtue of one set being a subsampled version of the other), the runtime doesn’t simply scale linearly with the image size. The scaling factor depends partly on which ‘class’ the target images fall into. The bounds of this problem are the best and worst case runtimes for both the actual and

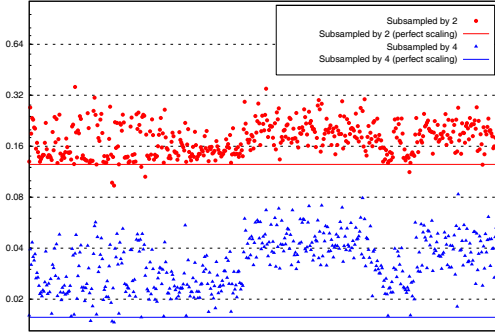


Fig. 2: Runtime scaling with subsampled images

subsampled images. The lowest task-time is by a ‘self-registration,’ that is a registration of an image with itself. This causes the lowest number of iterations of `EvaluateGradient`, causing the minimum amount of work required for a registration in this class. Conversely, a ‘bad brain’ image, which has been empirically found, is much more difficult to correlate and exercises the code closer to the limits of each iteration. Using these upper and lower bounds on the execution time it is possible, by subsampling an image, to hugely shorten the runtime but still keep the salient features of the image. When compared with the subsampled worst case registration and subsampled self-registration it is straightforward to identify a candidate workload parameter. Figure 3 shows how effective this performance prediction technique can be.

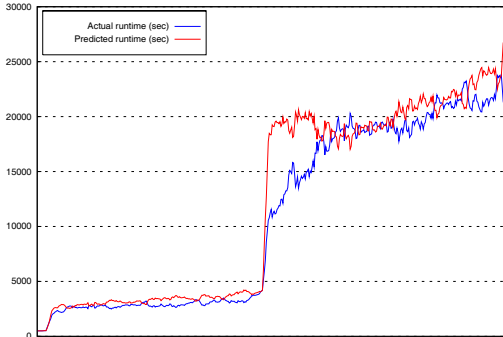


Fig. 3: Predicted runtimes

With this technique predictions of the overall runtime can be made at the cost of performing one self-registration using a subsampled version of the target registered against itself and one registration with subsampled versions of the source and target images. It has been found that subsampling in each axis by a factor of 4 provides good results, although it may be possible to subsample further without sacrificing accuracy. Furthermore, it is a simple matter to cache the results of each of these

performance predictions. One typical use pattern of `nreg` is to register several images against the one reference image and, in this case, the reference self-registration only needs to be predicted once. With *speculative* execution, as described below, it is likely that users will add, and then remove, registrations with very long runtimes from their speculative schedules many times, further increasing the hit-rate of the cache.

Once an expectation of runtime is available, TITAN can manoeuvre the workflows as appropriate. Workflows are constructed using an applet-based graphical composition tool that communicates with the TITAN service for submission and monitoring of the workflows.

## 4 TITAN workflow scheduling

TITAN is a multi-cluster scheduling system that uses a rapid genetic algorithm to create schedules in real-time. The operation of the scheduler is described in [3]. More recently, the ability to schedule workflows has been added by allowing dependencies to be considered across a process flow [9]. Given an expectation of execution time TITAN is able to build a series of schedules and evaluate their suitability according to a fitness function that can take multiple criteria into account.

In this work, several new features have been added that allow a degree of interaction with the user. This uses features already present in TITAN that were previously not directly available to the user. An improved front-end has been written that allows workflows to be constructed, submitted for execution, and monitored. This resembles many other DAG construction editors, but with the difference that these components represent the performance models not the applications themselves. As a result of this, the user can interactively determine the resources requirements of the workflow and verify if it can be run within the desired time-frame. In practice, rather than requiring ‘yet another workflow editor’, it is more likely that the services that TITAN exposes would be connected to the end user’s preferred DAG tool. The IXI Workbench [10] and it is planned that TITAN will be integrated with this.

When a workflow is constructed, the performance model for each sub-task is immediately evaluated against the architecture provided by the cluster of compute nodes that the scheduler is connected to. This provides rapid feedback to the user in terms of how long each task will take in isolation, and can be used as the basis for setting realistic QoS targets. The user can build up the work-

flow incrementally, and each component will provide an indication of the CPU time required and the scalability of the component. Currently, the front-end assumes that each of these applications will have an associated performance model. This is not an assumption that TITAN requires – indeed, the scheduler can work around tasks in the queue that do not have such a performance model.

Once the workflow has been assembled, it can be submitted to the scheduler, and it is possible to do this *speculatively*. Speculative tasks are scheduled like other tasks, but have the lowest possible priority and are marked as tasks that are never to be executed. Tasks with a higher priority will ‘jump over’ these tasks if they block the scheduling queue, depending on the weight attached to deadline.

An accurate runtime estimation for an entire workflow cannot be obtained using only performance data for each task in the workflow: the only information this provides is how much CPU time is required by a task and how well it scales. Since the decision of how best to allocate CPUs to a specific task can only be made by examining both the workflow and other workflows in the schedule, predictions from the performance models need to be evaluated in the context of a complete schedule.

By *speculatively* submitting a workflow, the scheduler is able to optimise the schedule for the entire workflow by exploring the mapping of sub-tasks to available hosts. The schedule returned from a speculative workflow provides an accurate runtime prediction for the entire workflow with optimal selection of the number of hosts each sub-task will run on.

## 5 Related work

There are a number of Grid projects that contain workflow composition tools including myGrid [11], Geodise [12], IXI [1], CAT [13], and Grid-Service-in-a-Box [14]. The myGrid project is a toolkit of components for forming, executing, and managing experiments in bioinformatics. One of these components, the Taverna workbench [15], is a graphical tool for building and executing workflows composed of local or remote web services and Java applications. The Composition Analysis Tool (CAT) enables the formulation of workflows for scientific computations and business-related web services. Semantic data associated with individual steps and links allows the system to analyse and verify workflows in order to help users compose complete and consistent workflows. The Grid-Service-in-a-Box (GSiB) project provides visual interfaces to a suite of tools for creating, deploying, managing, using, and querying Grid ser-

vices. In addition, GSiB provides a service client with tools for creating service-based composite applications by drawing their workflow.

The IXI project have developed a tool, the IXI Workbench, which provides a web-based interface to `nreg`. The IXI Workbench consists of a database used for intermediate storage of images and web pages providing search and update capabilities geared towards atlas generation. The IXI Workbench is used in a medical domain, so the *provenance* of an image and an audit trail of the tools used to process it is of particular importance.

The Geodise project aims to build up a service oriented computing environment for engineers to perform complicated computations in a distributed system. A component of the Geodise project is their Workflow Construction Environment (WCE), a graphical workflow editor written in Java, used mainly for workflow construction and runtime job management [16]. Geodise has a ‘workflow advisor’ which, by using a set of ontologies, guides the user in workflow construction and in selecting and configuring the appropriate components.

These projects are similar in concept to the workflow composition front-end described in this paper in that they aim to simplify the creation of complex workflows by providing graphical tools for their construction. However, these projects lack the integration between the workflow composition front-end and workflow execution environment provided by the platform described here. The tight integration between TITAN PACE and the workflow composition front-end enables the front-end to provide an estimated execution time for each subtask within a workflow and an execution time prediction for the entire flow. This prediction data is made immediately visible to the user allowing them to interactively determine how modifications they make to a workflow impact its execution time.

For applications such as `nreg` whose execution time can vary greatly for different input data, the ability to understand the implications of executing tasks in a given configuration prior to executing a workflow can provide significant advantages.

## 6 Conclusions

This paper presents a predictive model for a medical image registration code. Image registration algorithms have a wide range of practical uses in health care, medical research and drug discovery. Image registration algorithms are commonly used in combination with image segmentation algorithms to form image processing pipelines, workflows of image processing algorithms that exhibit a linear flow of data between stages. Predicting

the execution time of this application is particularly difficult as the execution time is highly dependent on the input data.

The application's algorithm is described; its runtime behaviour is analysed using profiling and source code analysis; a simple parallel implementation is developed; and heuristics for estimating the runtime of the application based on timings extracted from the registration of subsampled images are explored.

Also a workflow composition front-end and workflow scheduling system are presented. The benefits to the end-user of tight integration between an interactive workflow environment, performance prediction, and speculative scheduling are outlined.

Future work will involve a more detailed modelling of nreg's performance in concert with more fine-grained benchmarking of subsampled image registration. It is envisaged that this scheduling and prediction work will be integrated into the IXI Workbench in the near future.

## 7 Acknowledgements

The authors would like to express our gratitude to Daniel Rückert and Derek Hill of the IXI project who provided us with valuable insights into the nreg code and the IXI Workbench system.

This work is sponsored in part by funding from the EPSRC e-Science Core Programme (contract no. GR/S03058/01), the NASA AMES Research Centres (administered by USARDSG, contract no. N68171-01-C-9012) and the EPSRC (contract no. GR/R47424/01).

## References

- [1] R. A. Heckemann, T. Hartkens, K. K. Leung, Y. Zheng, D. L. G. Hill, J. V. Hajnal, D. Rueckert. Information Extraction from Medical Images: Developing an e-Science Application Based on the Globus Toolkit. *Proceedings of the 2nd UK e-Science All Hands Meeting*, 2003.
- [2] G.R. Nudd, D.J. Kerbyson, E. Papaefstathiou, J.S. Harper, S.C. Perry, D.V. Wilcox. PACE: A Toolset for the Performance Prediction of Parallel and Distributed Systems. *Int. J. of High Performance Computing Applications, Special Issues on Performance Modelling*, 14(3):228-251, 2000.
- [3] D.P. Spooner, S.A. Jarvis, J. Cao, S. Saini, G.R. Nudd. Local Grid Scheduling Techniques using Performance Prediction. *IEE Proc. Comp. Dig. Tech.*, 15(2):87-96, 2003.
- [4] D. Rueckert, L. I. Sonoda, C. Hayes, D. L. G. Hill, M. O. Leach, D. J. Hawkes. Non-rigid Registration Using Free-Form Deformations: Application to Breast MR Images. *IEEE Transactions on Medical Imaging*, 18(8):712-721, August 1999.
- [5] <http://kcachegrind.sf.net/>
- [6] S. M. Smith. Fast Robust Automated Brain Extraction. *Human Brain Mapping*, 17(3):143-155, November 2002.
- [7] Y. Zhang, M. Brady, S. Smith. Segmentation of Brain MR Images Through a Hidden Markov Random Field Model and the Expectation Maximization Algorithm. *IEEE Transactions on Medical Imaging*, 20(1):45-57, 2001.
- [8] J. D. Turner, R. Lopez-Hernandez, D. J. Kerbyson, G. R. Nudd. Performance Optimisation of a Lossless Compression Algorithm using the PACE Toolkit. *University of Warwick Research Report CS-RR-389*, 10 May, 2002.
- [9] D. P. Spooner, J. Cao, S. A. Jarvis, L. He, G. Nudd. Performance-aware Workflow Management for Grid Computing. *The Computer Journal*, 2004.
- [10] A. L. Rowland, M. Burns, T. Hartkens, J. V. Hajnal, D. Rueckert, D. L. G. Hill. Information eXtraction from Images (IXI): Image Processing Workflows Using A Grid Enabled Image Database. DiDaMIC Workshop - MIC-CAI, 2004, Rennes, France.
- [11] R. D. Stevens, Alan. J. Robinson, C. A. Goble. myGrid: Personalised Bioinformatics on the Information Grid. *11th International Conference on Intelligent Systems for Molecular Biology*, Bioinformatics Vol. 19 Suppl. 1 2003, pp.302-304.
- [12] <http://www.geodise.org>
- [13] J. Kim, M. Spraragen, Y. Gil. An Intelligent Assistant for Interactive Workflow Composition. *Proceedings of the 9th International Conference on Intelligent User Interface*, ACM Special Interest Group on Computer-Human Interaction, 2004, pp. 125-131.
- [14] <http://www.wesc.ac.uk/projects/gsib>
- [15] <http://taverna.sf.net>
- [16] F. Xu, M. Hakki Eres, F. Tao, S. J. Cox. Workflow Support for Advanced Grid-Enabled Computing. *Proceedings of the UK e-Science All Hands Meeting*, 2004, pp 430-437.